

Product Information/Specification Sheet

Studor P.A.P.A. (Positive Air Pressure Attenuator)

Description

The Studor P.A.P.A. (Positive Air Pressure Attenuator) is a revolutionary world-first product developed to resolve the problems of positive pressures (transients, back-pressure) within drainage systems of multi-storey and high rise developments.

Research and development into the solution over several years resulted in this intelligent product - allowing building designers to simplify their design of sanitary waste systems. The P.A.P.A. - in conjunction with the approved Studor AAVs - deals with negative AND positive pressures.

Features

- Lightweight unit.
- Robust construction.
- Easy installation.
- Resistant to many chemicals.
- Suitable for installation on commercial sites.
- Push-fit connector.
- May be installed vertically or horizontally.


A Studor Maxi-Vent may be installed upon the top of the P.A.P.A. (when installed vertically), turning it into a positive and negative transient protection device.

Installation

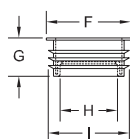
- The P.A.P.A. should be connected to the piping in accordance with Studor's installation instructions.
- For connection within Australian Standards refer to AS/NZS 3500.2:2015.
- Refer to your local area regulations for open vent requirements.

Warranty

The Studor products have a 10 year warranty period. Visit www.studor.net for full details.

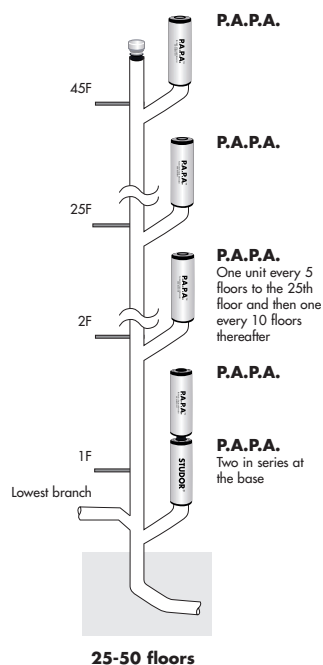


P.A.P.A.



Connector

Sample installation



Dimensions

Dimension	Metric (mm)	Imperial (inches)
A	Ø 200	Ø 8
B	652	25 1/16
C	Ø 104	Ø 4 1/8
D	Ø 83	Ø 3 5/16
E	Ø 89	Ø 3 9/16
F	Ø 111	Ø 4 3/8
G	50	2
H	Ø 75	Ø 2 15/16
I	Ø 106	Ø 4 3/16

Note: Dimensions for reference only

Performance parameter

Temperature range	-20°C to +60°C (Europe) -40°F to +150°F (USA)
Max. pressure rating	10,000 Pa (1m/40" H ₂ O) at 0 Pa or higher

Volume capacity

Series assembly	Europe & AU/ NZ (litres)	US (gallons)
1 unit	3.785	1
2 units	7.570	2
3 units	11.355	3
4 units	15.140	4

Materials

Component	Material
P.A.P.A. body	uPVC
Internal container	Isoprene
Connector	Rubber

Installation recommendations

5-10 floors	one unit on the base
11-15 floors	one unit on the base, and one halfway
16-25 floors	one unit on the base, one on floor 5, one halfway between remaining floors above floor 5
26-50 floors	two units in series on the base, then one unit on every 5th floor to the 25th floor, then every 10th floor thereafter
51+ floors	to be advised upon consultation with Studor

Pipe sizes

Europe	AU/NZ	USA
DN 75-110	DN 80-100	3" - 4"