



SANIT INEO
electronic flush activation


- radio controlled
- cable controlled
- infrared controlled



COMFORT THROUGH ELECTRONICS

WWW.SANIT.COM

BARRIER-FREE CONSTRUCTION ACCORDING TO DIN 18040



WC control system, finishing set with mains supply 230V AC/6V DC

WC flush system for manual remote flush actuation via arm supports with electric push button (with wire connection) or with an electric push button provided by the customer, for concealed cisterns with small access opening (from year of construction 2014 on) CC-121-S-FO-2V-2C and CC-150-S-UO-2V-2C

Contents:

- Low-voltage motor for lifting device and control electronics with bracket
- 2 cables, 2.1 m long for two floating inputs
- 2 empty pipes, 1.7 m long
- Y-plug
- Power supply 230V AC/6V DC with concealed socket and empty pipe 1.7 m long

Accessories:

- push plates S 704
- cover plate code no. 16.700.00..0000
- service and maintenance remote control code no. 01.103.00..0000

	Code no.
	05.016.00..0000

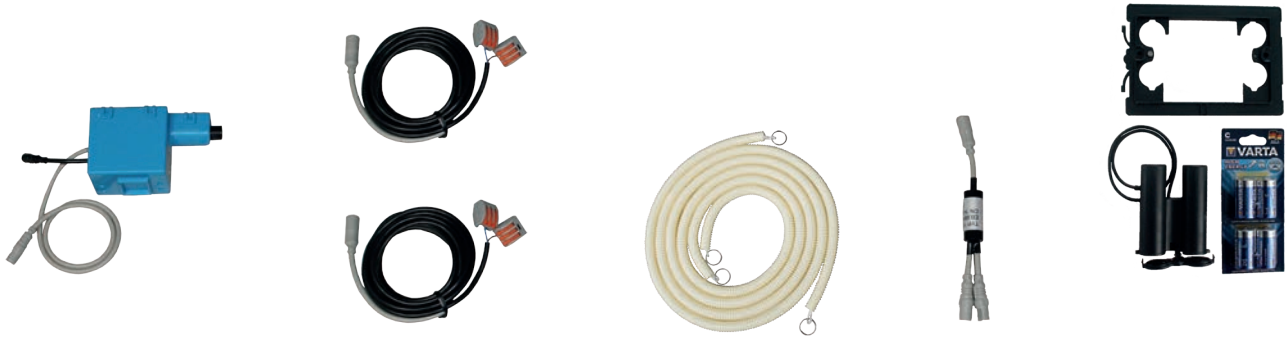
Parameters:

- Automatic interval flush factory set to 24 h

Settings on the low-voltage motor can be adjusted via the service and maintenance remote control DO-2S: 0-108 h interval flush after last electronic flush in 12 h increments

- **Manual single flush also possible**
- Flush volumes from 4.5-9 l, depending on the concealed cistern model
- with error-safe plug connections
- Power supply for installation outside the concealed cistern
- Designed for a maximum distance of 1.7 m between the concealed cistern and the power supply unit





WC control system, 2-cable, for accessible Finishing set battery 6V DC

WC flush system for manual remote flush actuation via arm supports with electric push button (with wire connection) or with an electric push button provided by the customer, for concealed cisterns with small access opening (from year of construction 2014 on) CC- 121-S-FO-2V-2C and CC-150-S-UO-2V-2C

Contents:

- Low-voltage motor for lifting device and control electronics with bracket
- 2 cables, 2.1 m long for two floating inputs
- 2 empty pipes, 1.7 m long
- Y-plug
- Battery compartment 6V DC with 4 batteries (1.5 V R14 C alkaline)

Parameters:

- Automatic interval flush factory set to 24 h

Settings on the low-voltage motor can be adjusted via the service and maintenance remote control DO-2S: 0-108 h interval flush after last electronic flush in 12 h increments

- **Manual single flush also possible**
- Flush volumes from 4.5-9 l, depending on the concealed cistern model
- with error-safe plug connections

Accessories:

- push plates S 704
- cover plate code no. 16.700.00..0000
- service and maintenance remote control code no. 01.103.00..0000

	Code no.
	05.017.00..0000



BARRIER-FREE CONSTRUCTION ACCORDING TO DIN 18040



WC control system INEO, 2-cable

Cable-operated WC flush system, for concealed cisterns with small access opening (from year of construction 2014 on), CC-121-S-FO-2V-2C and CC-150-S-UO-2V-2C, front operated, with low-noise, low-voltage motor for lifting device and control electronics, power input: with cable and plug for error-safe installation, output: cable and coded plug for error-safe connection to the power supply and potential-free switch inputs for additional electronic module for additional manual single flush, with Y-plug for two potential-free inputs for error-safe installation, with 2 cables 2 m long with coded plug for error-safe installation, for flush actuation via potential-free normally open contacts (button) or arm support rails with electric button (ERLAU, HEWI, NORMBAU, AMS, PBA, FRELU etc.) or foot and wall actuators, door contacts, light barriers etc., with bracket for low-voltage motor, suitable for push plate S 704

- **Manual flush actuation also possible**
- Flush volume 4.5 l - 9 l according to cistern model
- Automatic interval flush factory set to 24 h
- **without power supply**

Settings on low-voltage motor can be adjusted via maintenance and servicing remote control DO-2S:
0-108 h interval flush after last use in 12 h increments





16.704.**..0000



16.700.00..0000



01.254.00..0000



16.076.00..0000



03.158.00..0000



03.083.00..0000



03.046.00..0000



03.161.00..0000



01.103.00..0000

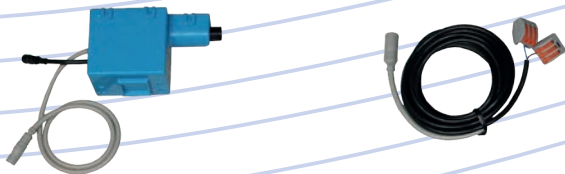
Accessories:

- push plates S 704
- cover plate code no. 16.700.00..0000
- concealed power supply code no. 01.254.00..0000
- cover plate code no. 16.076.00..0000
- compact power supply code no. 03.158.00..0000
- Y-plug code no. 03.083.00..0000
- empty pipe code no. 03.046.00..0000
- battery case code no. 03.161.00..0000
- service and maintenance remote control code no. 01.103.00..0000

	Code no.
	05.041.00..0000



BARRIER-FREE CONSTRUCTION ACCORDING TO DIN 18040



WC control system INEO, 1 cable

Cable-operated WC flush system, for concealed cisterns with small access opening (from year of construction 2014 on), CC-121-S-FO-2V-2C and CC-150-S-UO-2V-2C with low-noise, low-voltage motor for WC control system, 1 cable, as per DIN 18025 T1 lifting device and control electronics, power input: with cable and plug for error-safe installation, output: cable and coded plug for error-safe connection to the power supply and potential-free switch inputs for additional electronic modules, with 1 cable 2 m long with coded plug for error-safe installation, for connection to an electric push button, suitable for cover plate S 704 for additional manual single flush, provided by the customer, with bracket for low-voltage motor, **without power supply**

- **Manual flush actuation also possible**
- Flush volume 6 l or 9 l or 4.5 l via 1 cable-connected electric button
- Flush volume 6 l or 9 l or 4.5 l manual with push plate S 704
- **Automatic interval flush factory set to 24 h**

Settings on low-voltage motor can be adjusted via service and maintenance remote control DO-2S:
0-108 h interval flush after last use in 12 h increments





16.704.**..0000



16.700.00..0000



01.254.00..0000



16.076.00..0000



03.158.00..0000



03.083.00..0000



03.046.00..0000



03.161.00..0000



01.103.00..0000

Accessories:

- push plates S 704
- cover plate code no. 16.700.00..0000
- concealed power supply code no. 01.254.00..0000
- cover plate code no. 16.076.00..0000
- compact power supply code no. 03.158.00..0000
- Y-plug code no. 03.083.00..0000
- empty pipe code no. 03.046.00..0000
- battery case code no. 03.161.00..0000
- service and maintenance remote control code no. 01.103.00..0000

	Code no.
	05.040.00..0000





Infrared WC control system S 705 INEO long range

For concealed cisterns with small access opening (from year of construction 2014 on), CC-121-S-FO-2V-2C, CC-120-S-FO-2V-2C, CC-150-SFO-2V-2C, CC-200-S-FO-2V-2C, front operated, installation height centre of button / centre of pan wat 625-645 mm, **not suitable for WC-pan longer than 60 cm**, hygienic, touch-free infrared-sensor controlled WC flush system, for pre-wall WC elements INEO, long range INEO, 980 N/C or 995 N/C, long-range user detection, vandal safe in stainless steel with security screw, consisting of push button, actuator frame, actuator support bracket, fixing bolts and security screw, with pre-assembled IR module with low-voltage plug for error-safe installation, with low-noise, low-voltage motor for lifting device and control electronics, power input: with cable and plug for errorsafe installation, output: cable and coded plug for error-safe connection to the power supply and potential-free switch inputs for additional electronic modules, with bracket for low-voltage motor, **without power supply**

Parameters:

- Sensor range approx. 550 mm

- Height/width 145 x 205 mm
- Height above tiles 22 mm
- Installation height centre of button / centre of pan water inlet 625-645 mm
- Power supply 230V AC mains
- Minimum delay time for automatic flush actuation 15 sec.
- Actuation after leaving the sensor range 2-3 sec.
- **Manual flush actuation also possible**
- Flush volume depending on cistern model 4.5-9 l
- Automatic interval flush factory set to 24 h

Settings can be adjusted via the Service and maintenance remote control DO-2S:

- 0-108 h interval flush after last use of the infrared control system in 12 h increments
- It is possible to adjust the sensor range

Material:

brushed stainless steel, chromed plastic





01.254.00..0000



16.076.00..0000



03.158.00..0000



03.083.00..0000



03.046.00..0000



01.103.00..0000



Accessories:

- concealed power supply code no. 01.254.00..0000
- cover plate code no. 16.076.00..0000
- compact power supply code no. 03.158.00..0000
- Y-plug code no. 03.083.00..0000
- empty pipe code no. 03.046.00..0000
- service and maintenance remote control code no. 01.103.00..0000

Colour	Code no.
Stainless steel	16.741.00..0000
chrome	16.741.81..0000



WC-INFRARED CONTROL



Infrared WC control system S 705 INEO, short range

For concealed cisterns with small access opening (from year of construction 2014 on), CC-121-S-FO-2V-2C, CC-120-S-FO-2V-2C, CC-150-S-FO-2V-2C, CC-150-S-UO-2V-2C, CC-200-S-FO-2V-2C, front or top operated, hygienic, touch-free infrared-sensor-controlled WC flush system, for pre-wall WC elements INEO, 980 N/C or 995, short-range user detection, vandal safe in stainless steel with security screw, consisting of push button, actuator frame, actuator support bracket, fixing bolts and security screw, with pre-assembled IR module with low-voltage plug for error-safe installation, with low-noise, low-voltage motor for lifting device and control electronics, power input: with cable and plug for error-safe installation, output: cable and coded plug for error-safe connection to the power supply and potential-free switch inputs for additional electronic modules, with bracket for low-voltage motor, **without power supply**

Parameters:

- Sensor range approx. 60 mm
- Height/width 145 x 205 mm
- Height above tiles 22 mm

- Power supply 230V AC mains / 6V DC battery
- **Manual flush actuation also possible**
- Flush volume 4.5 l - 9 l, according to concealed cistern model
- Automatic interval flush factory set to 24 h

Settings can be adjusted via service and maintenance remote control DO-2S: 0-108 h interval flush after last use of the infrared control system in 12 h increments

Material:

brushed stainless steel, alpine white plastic





01.254.00..0000



16.076.00..0000



03.158.00..0000



03.083.00..0000



03.046.00..0000



03.161.00..0000



01.103.00..0000

Accessories:

- concealed power supply code no. 01.254.00..0000
- cover plate code no. 16.076.00..0000
- compact power supply code no. 03.158.00..0000
- Y-plug code no. 03.083.00..0000
- empty pipe code no. 03.046.00..0000
- battery case code no. 03.161.00..0000
- service and maintenance remote control code no. 01.103.00..0000

Colour	Code no.
alpine white	16.742.01..0000
Stainless steel	16.742.00..0000



CONTACT FREE WC FLUSH



Push plate INEO SCOP

with functional and corona lighting
contact free dual flush

l/w/h: 220/160/15 mm, glass, for concealed

cisterns with small access opening CC-121-S-FO-2V-2C and CC-121-S-UO-2V-2C, front operated, hygienic, touch-free infrared-sensor-controlled WC dual flush system, for WC elements INEO, user recognition via IR long range sensors, dual flush controlled by short range infrared sensors, inviting function by corona lighting and user-leading light functions, 6 light colors can be selected, consisting of glass flush plate with infra-red sensors, LED lighting, control electronics, low-noise low-voltage motor as lifting device, support frame, fixing bolts and securing screw, dual flush valve INEO, with low-voltage plug for unequivocal installation, voltage input: with cable and plug for unequivocal installation, output: cable and encoded plug for unequivocal installation for power supply and potential free inputs for further

electronic components of BMS, with bracket for low voltage motor, with compact power adapter 230 V AC / 6 V DC, with installation and operating instructions

Parameters:

- long sensor range approx. 1500 mm
- short sensor range approx. 60 mm
- length/width 220 x 160 mm
- height above tiles 15 mm
- power supply 230V AC mains
- defined flush volumes adjustable via flush valve INEO
- automatic compulsory flush/hygiene flush – interval freely selectable

versatile, easy parameter setting via remote maintenance and service control DO-5.1 S and directly on the push plate by infrared functionality
Material: glass

Material:
glas

Accessories:

- service and maintenance remote control
code no. 03.806.00..0000

Colour	Code no.
black	16.746.C8..0000



Automatic WC-interval flush INEO REED

automatic WC-interval flush device, keeping the manual dual flush through push plate, for concealed cisterns with small access opening, models CC-121-S-FO- 2V-2C and CC-150-S-UO-2V-2C made in 2014 or later, front operated with silent low voltage engine as lifting device and control electronics, voltage feed: with cable and plug for a non-confusable assembly, output: cable and encoded plug for confusion proof connection to power supply and potential free input for further electronic modules. Can be connected to all small push plates for an additional manual dual flush (except LIS), with low voltage engine support, without power supply

- manual dual flush possible
- flush volumes 4.5-9 l, depending on cistern model
- automatic interval flush preset every 24 h
- flush interval is reset by manual big volume flush


adjustments to the low voltage engine possible through maintenance and service remote control DO-2S: 0-108 h, interval flush after last use in 12 h steps

Accessories:

- service and maintenance remote control code no. 01.103.00..0000
- concealed power supply code no. 01.254.00..0000
- cover plate code no. 16.076.00..0000
- compact power supply code no. 03.158.00..0000
- plates

	Code no.
	05.184.00..0000

ACCESSORIES



1. Service and maintenance remote control DO-2S

For contact-free adjustment of the pre-set functions as (described in the WC and urinal control systems), plastic case (w) 60 x (h) 80 x (d) 25 mm, with 2 x 1.5V alkaline battery, with usage instructions for customer service and cleaning staff

Attention! Limited to the following urinal control systems: infrared technology (series version 1), RL1 technology (series version 2) up to 2011

2. Bi-directional maintenance and service remote control DO-5.1 S

For non-contact monitoring and change of the factory settings of IR and RL1 urinal control systems, graphic display, languages: English, German, French, plastic case (l) 117 x (w) 79 x (h) 25 mm, with 2 x 1.5V alkaline batteries, DO-5.1 S can be used for urinal infrared technology from 09/2011 (series version 2) and urinal RL1-technology from 09/2011 (series version 3)

	Code no.
1.	01.103.00..0000
2.	03.806.00..0000

1. Empty pipe, 1.7 m with pull cord

For raw installation for flush actuation via potential free switches (buttons) or folding supports with electrical switch (ERLAU, HEWI, NORMBAU, AMS, PBA, FRELU etc.), or floor and wall switches, door contacts, light barriers etc., also as an empty pipe between concealed cisterns and power supply 230V AC/6V DC code no. 01.254.00..0000, with concealed body for in-wall and dry wall constructions, drilling diameter 16 mm, empty pipe 1.7 m incl. pull cord, fastenings

2. Y-plug with 2 m cable

For flush release via potential free switches (buttons) or folding supports with electrical switches (ERLAU, HEWI, NORMBAU, AMS, PBA, FRELU etc.), or floor and wall switches, door contacts, light barriers etc., with 2 m cable and coded plug for error-safe installation

	Code no.
1.	03.046.00..0000
2.	03.083.00..0000



Concealed power supply 230V AC/6V DC for single and series installations

- For power supply of WC infrared control system, small access opening, code no. 16.741.xx..0000, 16.742.xx..0000
- For power supply of WC control system, small access opening, encoded radio signal, code no. 05.042.00..0000,
- For power supply of WC control system, small access opening, 2-cable according to DIN 18040, code no. 05.041.00..0000,
- For power supply of WC control system, small access opening, 1-cable according to DIN 18040, code no. 05.040.00..0000,
- For power supply of 1 – 5 infrared urinal control systems, code no. 16.073.**..0000, 16.082.00..0000
- For power supply of 1 – 5 RL1 urinal control systems, code no. 03.338.00..0000, 06.690.00..0000

Consisting of:

Roughing-in box 965 x 122 x 85 mm, power supply unit with 2.1 m cable and special plug, tiling set and an additional special plug with +/- marking for expansion of series installation by the customer

The power supply unit must be installed outside the concealed cistern, taking into account the regulations regarding safe areas for electrical installations in sanitary rooms.

Specifications for single 6V DC cable connections in series installations: Max. cable length 10 m, with a minimum cross-section of 2 * 0.75 mm²

Material:


Cu, longer cables possible with bigger cross-sections

Accessories:

- cover plate code no. 16.076.00..0000

	Code no.
	01.254.00..0000

ACCESSORIES



Compact power supply 230V AC/6V DC

For the single power supply of electrical WC control systems for concealed cisterns with small access opening, for installation in drywalls with a wall thickness without tiles of maximum 25 mm.

Consisting of:

Concealed socket for drywall installation, external Ø 72.5 mm, depth 73 mm with power supply 230V AC/6V DC, with **white plastic cover Ø 84 mm**, with screws, with 230V AC cable connections, with 1 cable 2.1 m long and special 2-pin 6V DC plug, with empty pipe 1.7 m long incl. pull cord, with CE mark

The power supply unit must be installed outside the cistern, taking into account the regulations regarding safe areas for electrical installations in sanitary rooms.

Power supply unit without concealed socket

For the single power supply of electrical WC control systems for concealed cisterns with small access opening, connection cable 2.1 m long and special 2-pin 6V DC plug, with 230V AC cable connections

The power supply unit must be installed outside the cistern, taking into account the regulations regarding safe areas for electrical installations in sanitary rooms.

	Code no.
	03.158.00..0000

	Code no.
	03.516.00..0000



1.



2.



3.

1. Concealed installation module

For pre-installation for WC elements INEO and 995 for disabled people

	Code no.
	03.933.00..0000

2. Forced flush adaptor for building control system

For logging the hygiene flushing of electrical SANIT WC control systems in building control system, universal for all building control systems, with connection cable to external, potential-free closer contact for expansion by the customer, min. closing time 100 ms, with cable and coded plug for error-safe connection to electrical SANIT WC control systems, not suitable for SG 706 and dual flush WC control systems using encoded radio signals

	Code no.
	03.992.00..0000

3. Battery compartment, 6V DC, for WC control systems

For SANIT concealed cisterns with small access opening (w/h 170 x 100 mm), CC-121-S-FO-2V-2C, CC-121-S-UO-2V-2C, CC-150-S-UO-2V-2C, CC-150-S-FO-2V-2C, CC-120-S-FO-2V-2C, for 6V power supply,

Suitable for

- WC control systems code no. 05.040.00..0000, 05.041.00..0000 and 05.042.00..0000, 16.742.xx..0000

Lifespan approx. 2 years when using alkaline batteries,


Consisting of:

Actuator can be combined with push plate S 704 and cover plate S 700

Battery compartment h/w/d 90 x 33 x 110 mm with 4 batteries (1.5V R14), with connection cable 500 mm and special error save plug, with fastenings

	Code no.
	03.161.00..0000

ACCESSORIES



Push plate S 704

l/w/h: 207/143/22 mm, for concealed cisterns with small access opening, single flush, consisting of push button, actuator frame, support bracket, fixing bolts and security screw

Material: brushed stainless steel or plastic

Suitable for the following SANIT concealed cisterns:

CC-121-S-FO-2V-2C
 CC-121-S-UO-2V-2C
 CC-150-S-UO-2V-2C
 CC-150-S-FO-2V-2C
 CC-120-S-FO-2V-2C
 CC-200-S-FO-2V-2C
 CC-80-S-FO-2V-2C

Cover plate S 700

w/h: 170/100 mm, for concealed cisterns, with small access opening (), front/top, vandal-safe, consisting of cover plate without mechanical actuator, support frame, fixing bolts and security screw

Material: brushed stainless steel

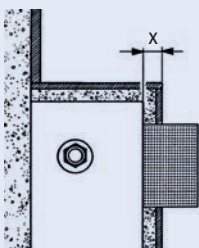
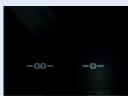




Suitable for the following SANIT concealed cisterns:

CC-150-S-FO-2V-2C
 CC-150-S-UO-2V-2C
 CC-121-S-FO-2V-2C
 CC-120-S-FO-2V-2C

Colour / Material	Code no.
stainless steel / Brushed stainless steel	16.704.00..0000
alpine white / Plastic	16.704.01..0000

Colour / Material	Code no.
Stainless steel / Brushed stainless steel	16.700.00..0000

MATCHING LIST WC PUSH PLATES

3) from series-production status 20		INEO SCOP	S 705	S 705
 <p>min. depth (x)</p>			 	 
		16.746.C8..0000	long range 16.741.** Only front operated!	short range 16.742.**
		X = 20 mm	X = 20 mm	X = 20 mm
DRY INSTALLATION				
90.733.00..xxxx	CC-121-S-FO-2V-2C	■	■	■
90.725.00..T000	CC-121-S-FO-2V-2C	■	■	■
90.724.00..T000	CC-121-S-FO-2V-2C	■	■	■
90.744.00..T000	CC-121-S-FO-2V-2C	■	■	■
90.726.00..T000	CC-121-S-FO-2V-2C	■	■	■
90.732.00..T000	CC-121-S-FO-2V-2C	■	■	■
90.730.00..xxxx	CC-121-S-UO-2V-2C	■	■	■
90.731.00..xxxx	CC-121-S-UO-2V-2C	■	■	■
90.702.00..xxxx	CC-150-S-UO-2V-2C	■ ³⁾	■	■
90.703.00..xxxx	CC-150-S-UO-2V-2C	■ ³⁾	■	■
90.706.00..T000	CC-150-S-FO-2V-2C	■ ³⁾	■	■
90.651.00..T000	CC-150-S-FO-2V-2C	■ ³⁾	■	■
90.659.00..T000	CC-150-S-FO-2V-2C	■ ³⁾	■	■
90.699.00..0000	CC-200-S-FO-2V-2C	■	■	■
90.803.00..0000	CC-80-S-FO-2V-2C	■	■	■
WET INSTALLATION				
95.721.00..0000	CC-121-S-FO-2V-2C	■	■	■
95.771.00..0000	CC-121-S-FO-2V-2C	■	■	■
95.702.00..0000	CC-150-S-UO-2V-2C	■ ³⁾	■	■
95.709.00..0000	CC-150-S-FO-2V-2C	■ ³⁾	■	■
98.704.00..0000	CC-120-S-FO-2V-2C	■	■	■
95.804.00..0000	CC-80-S-FO-2V-2C	■	■	■

SANIT BROCHURES



SANIT pneumatic WC-flush
flexible problem solutions



SANIT push plates
Design lines LINEA,
REDONDA and CREATIVA



SANIT installation systems
prefabricated and efficient



SANIT urinal technology INEO PLUS
easy inspection of water connection
mounting without tools

SANIT

SANIT INEO
electronic flush activation

- radio controlled
- cable controlled
- infrared controlled

COMFORT THROUGH ELECTRONICS
WWW.SANIT.COM

Contact technical advice:

Gernot Müller Tel. +49 (0)36691 598375
Hans-Peter Weich Tel. +49 (0)36691 598376
Sandra Franke Tel. +49 (0)36691 598978
Thomas Albertus Tel. +49 (0)9563 93279